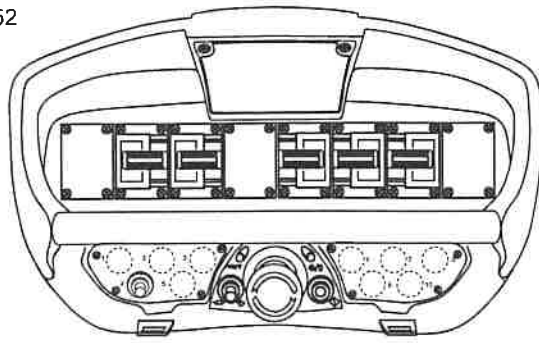
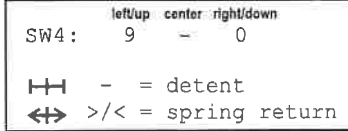


PORTABLE
CONTROLLER
UNIT
Type 48752

1A 2A 4A 5A 6A
↑ ↓ ↑ ↓ ↑ ↓
1B 2B 4B 5B 6B
↑ ↓ ↑ ↓ ↑ ↓



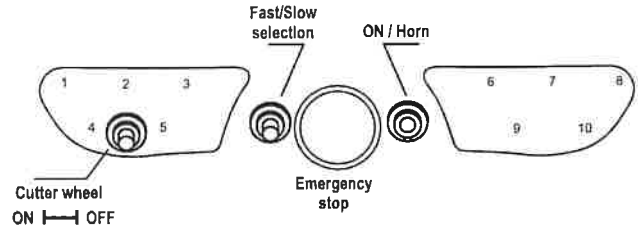
SWITCH MAP



SW4 is 2 positions detent.
It switches ON cutter wheel and also
enables SLOW speeds (SET2).

OUT MAP

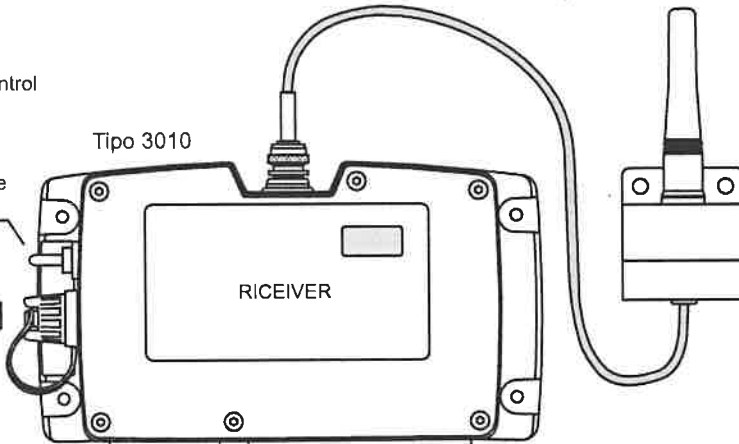
pos	OUT	pos	OUT
1	-	11	-
2	-	12	-
3	-	13	-
4	-	14	-
5	-	15	-
6	-	16	-
7	-	17	-
8	-	18	-
9	10	19	-
10	-	20	-
Clacson		7	
Emergency Stop		9	



Cable used to
bypass radio mode
or to program
the radio remote control
L=10m

Manual/Off/Remote
switch selector

Tipo 3010



External antenna
code 46685 - L = 2,5 m

Wiring code F2000150305

Dare in dotazione la spina
per presa accendisigari



2x2.5mm²
L = 2.0 m

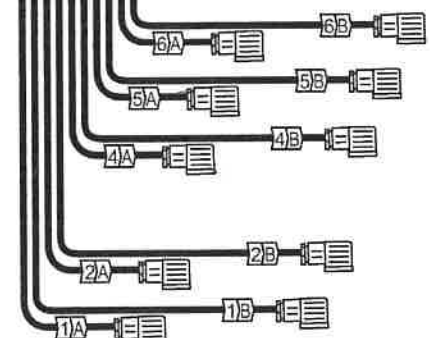
POWER SUPPLY 12V
1 = Positive (+)
2 = Negative (-)

2x1mm²
L = 2.0 m

Dump Valve (Bypass)
delay off: 0.5 sec.

Tappo/cap

8x0.5mm²
L = 2.0 m



Cables for NVD2
hydraulic valves
with DIN connectors

Proportional cables
L = 1.0 m

- K6.1 → EY.1 - Horn
- K6.2 → EY.2 - not used
- K6.3 → EY.3 - Emergency stop
- K6.4 → EY.4 - Cutter wheel
- K6.6 → EY.5 - not used
- K4.11 → EY.6 - Positive in remote
- K6.5 → EY.7 - negative
- EY.8 - not used

This output is ON only when transmitter is turned ON.
This output is OFF when emergency button on the transmitter is pushed down.

SW: FS50060P

scanrecofaber	CODICE: PR6MBO15SW2
DESC: Scanreco RC400 G2B PWM radio remote control global view with maxi PCU 5L	
FILE: ...Custom\Laskil\Radio\G2B\3010 Din maxi 5L\PR6MBO15SW2.cdr	
DATA: 18/03/2021	FOGLIO 1 DI 1