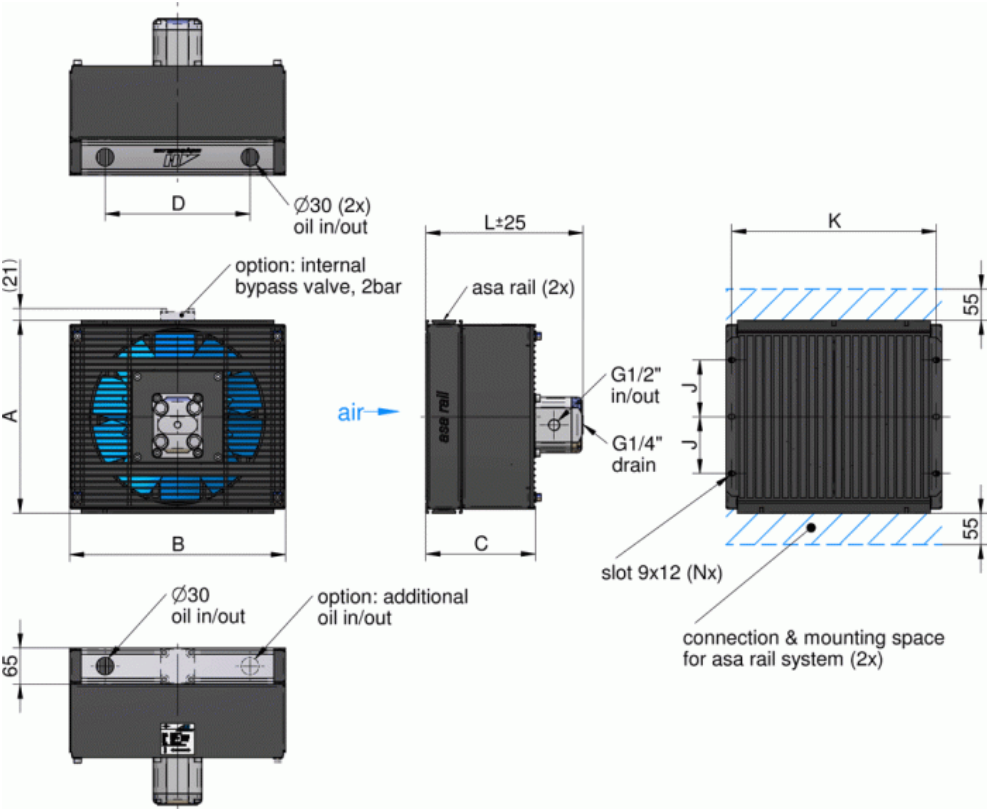
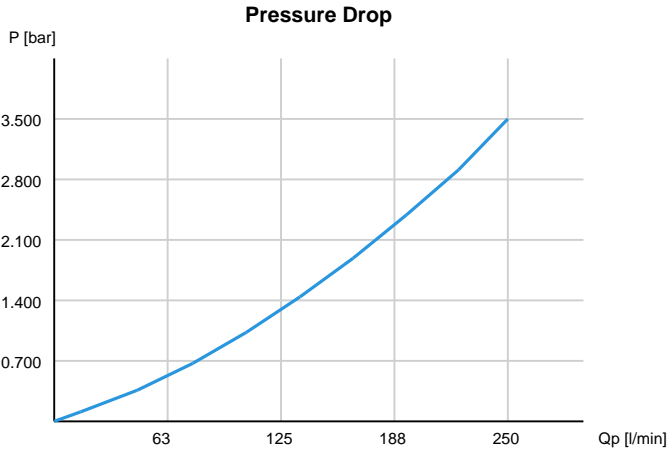
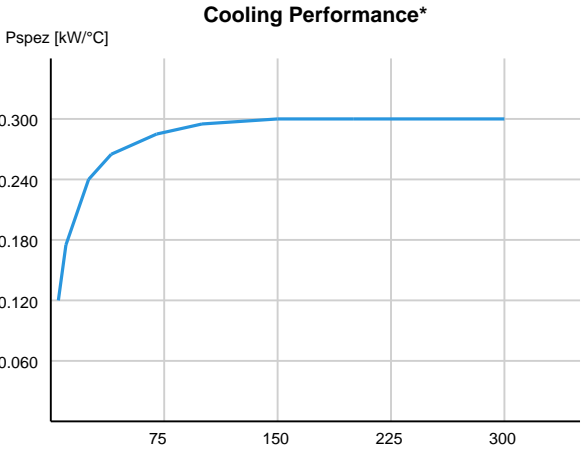


# TT 16 rail hydr. motor 11cm<sup>3</sup> 1000rpm (0.08 kW)



A:	465 mm	J:	153 mm
B:	460 mm	K:	436 mm
C:	218 mm	L:	302 mm
D:	333 mm	N:	6
G:	-	W:	-



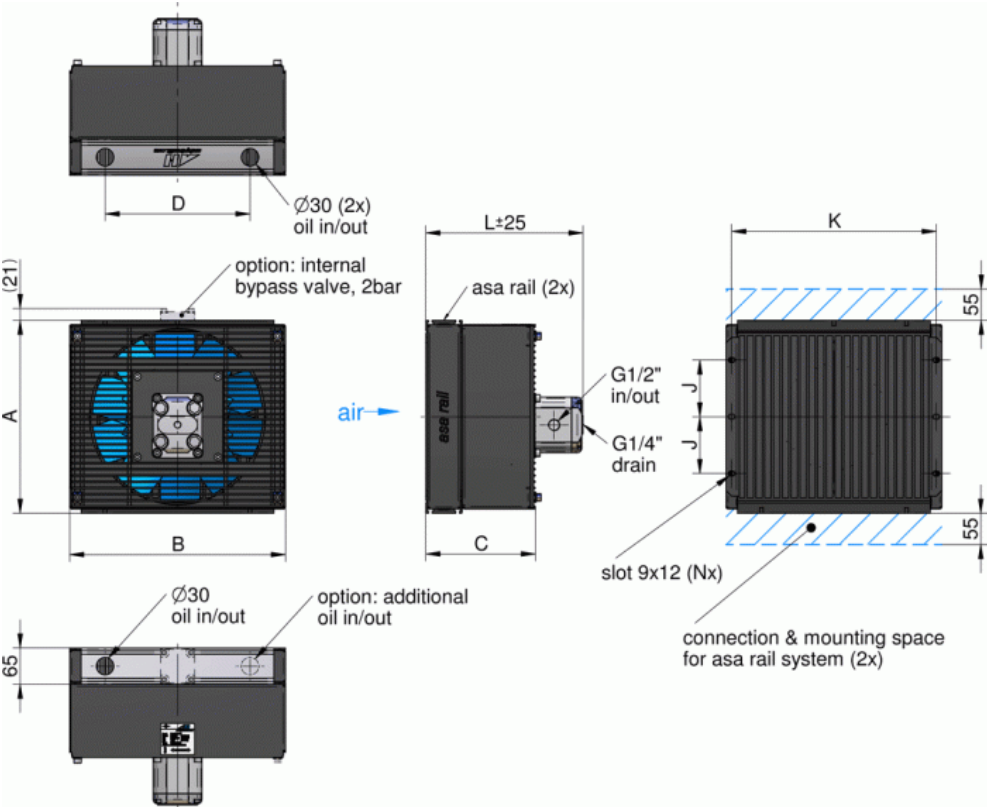
## TT 16 rail hydr. motor 11cm<sup>3</sup> 1000rpm (0.08 kW)

Order Number	Motor Power	Current	Protection Level	Rotation	Air Flow	Noise Level	Weight
ASATT16RH11	0.08 kW	-	-	1000 1/min	0.44 kg/s	61 db(A)	21.2 kg

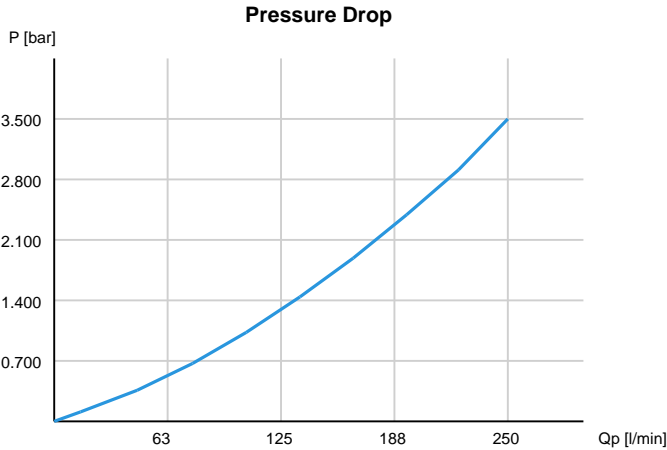
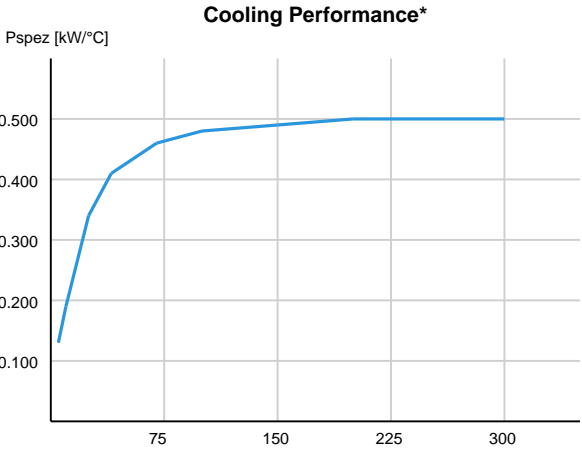


**Working pressure (static): 26 bar (370 PSI)**  
**Radiator material: Aluminium**

# TT 16 rail hydr. motor 11cm<sup>3</sup> 2000rpm (0.67 kW)



A:	465 mm	J:	153 mm
B:	460 mm	K:	360 mm
C:	218 mm	L:	302 mm
D:	333 mm	N:	6
G:	-	W:	-



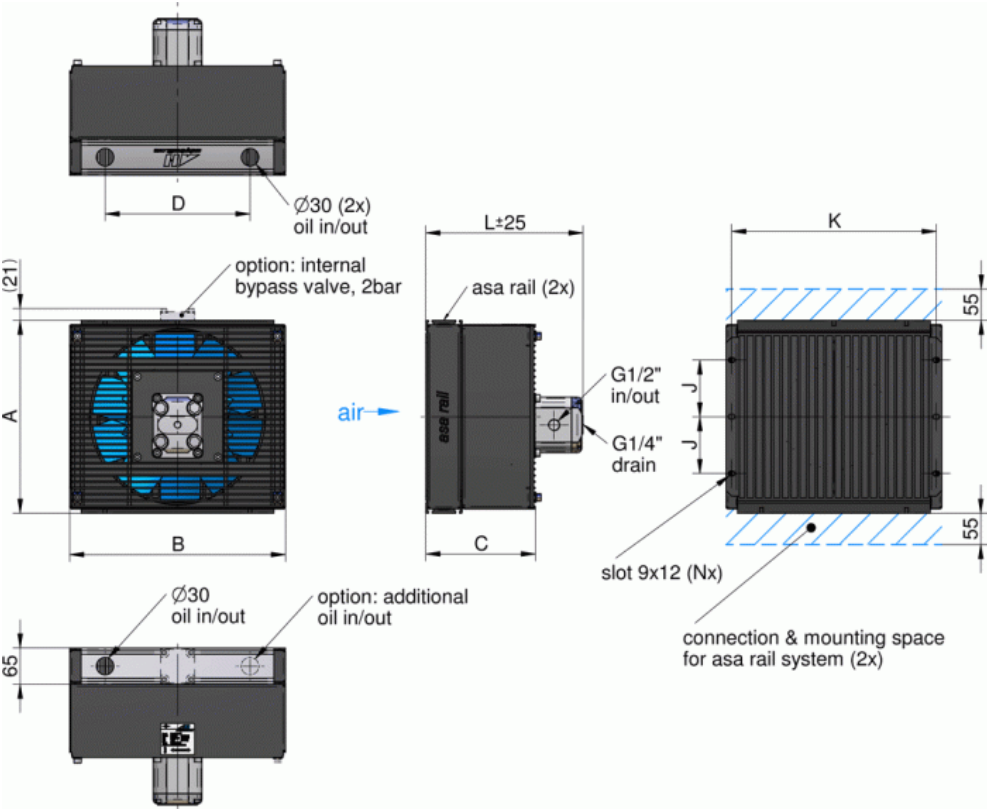
## TT 16 rail hydr. motor 11cm<sup>3</sup> 2000rpm (0.67 kW)

Order Number	Motor Power	Current	Protection Level	Rotation	Air Flow	Noise Level	Weight
ASATT16RH11	0.67 kW	-	-	2000 1/min	0.76 kg/s	79 db(A)	21.2 kg

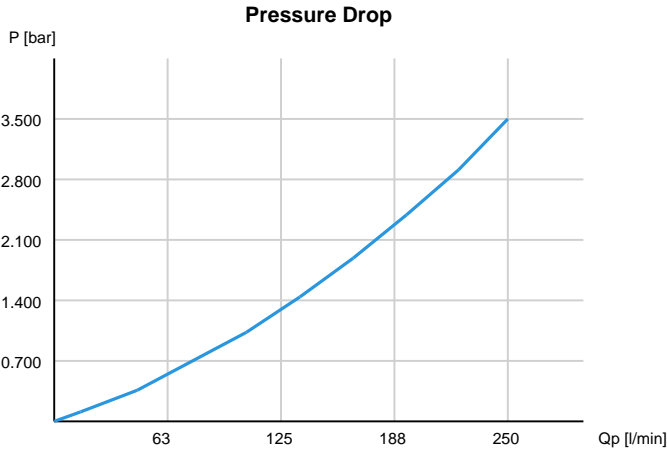
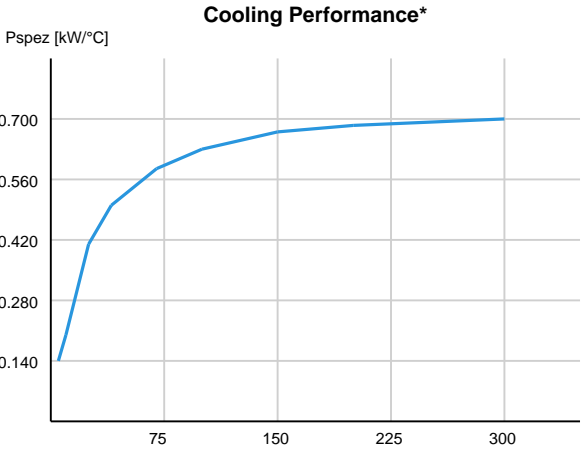


**Working pressure (static): 26 bar (370 PSI)**  
**Radiator material: Aluminium**

# TT 16 rail hydr. motor 11cm<sup>3</sup> 3000rpm (2.26 kW)



A:	465 mm	J:	153 mm
B:	460 mm	K:	436 mm
C:	218 mm	L:	302 mm
D:	333 mm	N:	6
G:	-	W:	-



## TT 16 rail hydr. motor 11cm<sup>3</sup> 3000rpm (2.26 kW)

Order Number	Motor Power	Current	Protection Level	Rotation	Air Flow	Noise Level	Weight
ASATT16RH11	2.26 kW	-	-	3000 1/min	1.02 kg/s	91 db(A)	21.2 kg



**Working pressure (static): 26 bar (370 PSI)**  
**Radiator material: Aluminium**

## **\*Note - Cooling Performance**

---

The cooling performance mentioned in this homepage is conservative and measured at a test bench according to asa test procedures with oil type ISO VG 46 and presents a bases for your cooler selection regarding required cooling performance. Because there is no standard test procedure, tests used by other manufacturers might have different results. Due to different environment conditions the cooling performance can vary by +/- 15%.

Therefore we recommend all coolers be checked under the system operating conditions. This is also true for vibrations and mechanical stress as well as for pressure peaks and thermal stress.

General tolerance according to DIN 2768-v.

The information contained in this homepage is intended to be used as a guideline only. Customers should always confirm the suitability of the information and these products in their particular applications. ASA assumes no liability for any errors, commissions or misprints and reserves the right to change products and details without prior notification. As we are constantly improving our products, the characteristics, dimensions and weights can also change, although we do our best to incorporate these changes continually.

asa hydraulik GmbH  
Prager Strasse 280  
A-1210 Wien, Austria, Europe

Tel.: ++43 / 1 / 292 40 20  
Fax: ++43 / 1 / 292 40 70

support@asahydraulik.com  
www.asahydraulik.com