

Stop switch

84-6440.0020

Distribution by
DigiKey

DigiKey



<https://digikey.eao.com/p/84-6440.0020>

Your product:



84-6440.0020

Stop switch

FRONT

Front dimension: Ø 32 mm

Front form: Round

MOUNTING

Mounting cut-out: Ø 22.3 mm

Mounting type: Panel mounting

OPERATING-/INDICATION PART

Lens colour: Red

Lens material: Plastic

Lens illumination: Non illuminated

Lens shape: Mushroom-head

Lens optics: opaque

Lens: round

Switching position ring: Black

ELECTRICAL CHARACTERISTICS

Switching voltage and switching current:

Switch rating AC with silver contact (gold plated)		
Service category AC-15 as per EN IEC 60947-5-1		
Voltage	120 VAC	240 VAC
Current	3 A	1,5 A
Switch rating AC with silver contact (gold plated)		
Service category DC-13 as per EN IEC 60947-5-1		
NO contacts	NC contacts	NO/NC contacts
(48 VA)	(60 VA)	
12 VDC/2.0 A	12 VDC/2.5 A	125 VDC/0.22 A
24 VDC/2.0 A	24 VDC/2.5 A	250 VDC/0.11 A
48 VDC/1.0 A	48 VDC/1.25 A	
60 VDC/0.8 A	60 VDC/1.0 A	

Contacts:	2 NC	
Rated Operational Voltage Ue:	250 VAC/DC according to EN IEC 60947-1	
Rated impulse withstand voltage Uimp:	4 kV, according to EN IEC 60947-1	
Rated insulation voltage Ui:	250 V according to EN / IEC 60947-1	
Rated short-circuit current caused:	1 000 A, type of short-circuit device 6 A gG (EN 60947-5-1)	
Recommended minimum operational data:	Silver contacts (gold plated)	
	Voltage	1 VAC/DC
	Current	1 mA
Switching rating:	250 V AC @ 1.5 A	
Electrical lifetime:	50 000 cycles of operation	
Electric strength:	500 VAC, 50 Hz, 1 minute according to DIN IEC 60512-2	
Overvoltage category:	III, according to EN / IEC 61058-1	
Pollution degree:	3, according to EN IEC 60947-1	
Protection class:	II, according to EN / IEC 60947-5	
Standards:	According to EN 60947-5-1, EN 60947-5-5, DIN EN ISO 13850, EN IEC 60204	
Thermal current Ith:	5 A	

MECHANICAL CHARATERISTIC

Terminal:	Plug-in terminal, 2.8 x 0.5 mm
Contact material:	Gold
Switching action:	Maintained
Switching system:	Slow-make switching element
Release type:	Twist to unlock
Mechanical lifetime:	250 000 cycles of operation
Operating force:	20 N ±4 N
Operating Travel:	ca. 4 mm

Tightening torque: Fixing nut 0.8 Nm

Weight: 0.028 kg

AMBIENT CONDITION

IP front protection: IP65, IP66, IP67, according to DIN EN 60529

IK Protection: IK07 as per IEC 62262

Operating temperature: – 25 °C ... + 70 °C

Storage temperature: – 25 °C ... + 85 °C

Shock resistance: Max. 150 m / s², pulse width 11 ms, 3-axis, (semi-sinusoidal as per EN IEC 60068-2-27)

Vibration resistance: Max. 50 m / s² from 10 Hz ... 500 Hz, 10 cycles, 3-axis (sinusoidal EN IEC 60068-2-6)

Climate resistance:
Damp heat, cyclic: 96 hours, + 25 °C/97 %, + 55 °C/93 % relative humidity, as per EN IEC 60068-2-30
Damp heat, steady: 56 days, + 40 °C/93 % relative humidity, according to EN IEC 60068-2-78
Saline mist: 96 hours, + 35 °C in chemical solution NaCl, as per EN IEC 60068-2-11
Dry heat: 96 hours, + 70 °C, as per EN IEC 60068-2-2
Low temperature: 96 hours, – 40 °C (as per EN IEC 60068-2-1)

CERTIFICATE

Approbations: CCC, UL

Conformities: CE, UKCA, 2006 / 42 / EC (MD), 2011 / 65 / EC (RoHS)

REACH: REACH compliant

RoHS: RoHS compliant

OTHER

Short Description: Stop switch, Ø 22.3 mm, Ø 32 mm, Mushroom-head, Non illuminated, Red, Plastic, opaque, Round, 2 NC, Maintained, Plug-in terminal, 2.8 x 0.5 mm, IP65, IP66, IP67, according to DIN EN 60529, Twist to unlock

Material: Plastic, according to UL 94 V0

Housing colour: Grey

Housing material: Plastic, according to UL 94 V0

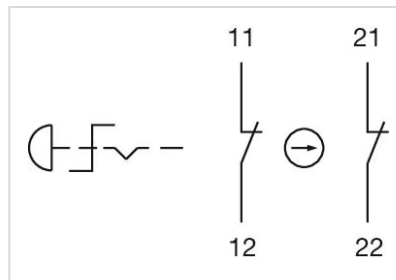
Product attributes: Twist to unlock clockwise

Hints: Position indication ring black, Twist to unlock clockwise

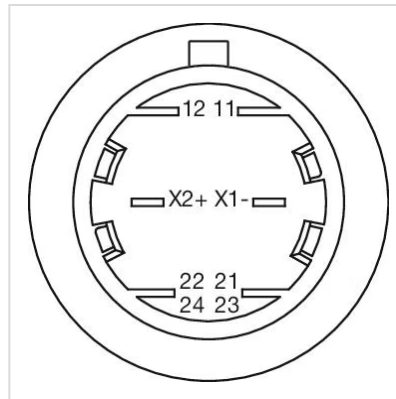
Description component: The double-break switching system can be supplied for the following switching functions: 1 Normally closed, 2 Normally closed, 1 Normally closed + 1 Normally open. The Normally closed contacts have forced opening according to EN 60947-

5-5,Material housing actuator: Plastic as per UL94 V0,Material lens: Plastic as per UL94 V2

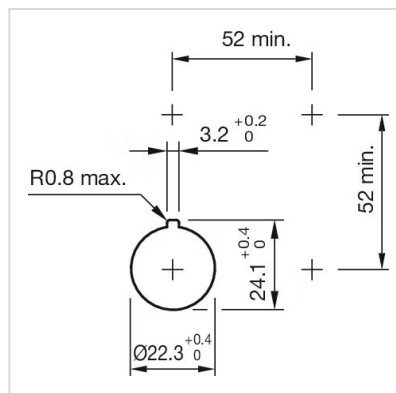
Wiring diagrams:



Component layouts:



Mounting cut-outs:



Dimension drawings:

